

Scaled data based on original data using
LM-79-08 Approved Method: Electrical and Photometric Measurements of Solid-
State Lighting Products

Test Report Prepared for
Cooper Lighting Solutions
(formerly Eaton)

Brand: McGRAW-EDISON

Report Number: P270164

Luminaire Tested: **GWC-AF-01-LED-E1-SL4-7027-1200**

Issue Date: 3/3/2020

Test Information

Test Method: LM-79-08
Report Number: P270164
TEST IS SCALED FROM IESNA LM-79-08 TEST DATA (P24294)
Test Lab: INNOVATION CENTER P2
Issue Date: 3/3/2020
Manufacturer: COOPER LIGHTING SOLUTIONS (FORMERLY EATON)
Product Line: MCGRAW-EDISON
Catalog Number: GWC-AF-01-LED-E1-SL4-7027-1200
Description: GALLEON WALL LUMINAIRE
(1) 70 CRI, 2700K, 1200mA LIGHTSQUARE WITH 16 LEDS EACH AND TYPE IV SPILL
LIGHT ELIMINATOR OPTICS
Light Source: -
Ballast/Driver: ELECTRONIC DRIVER

Summary

Lumens per Lamp: N/A
Luminaire Lumens: 5756.4 lumens
Efficiency: N/A
Efficacy: 85.9 lumens/watt
Luminous Opening: Rectangular (W 0.5' x L: 0.5' x H: 0')
IES Classification: Type IV - Short - Semi-Cutoff
BUG Rating: B1 - U0 - G2

Input Watts (W): 67
Input Voltage (V): NR
Input Current (Ain): NR
Voltage Rise (V): NR
Power Factor: NR
Total Harmonic Distortion (THDi): NR
Frequency (hertz): 60
Stabilization Time: NR
Operation Time: NR
Ambient Temperature (°C): NR
Test Distance: 25 FT

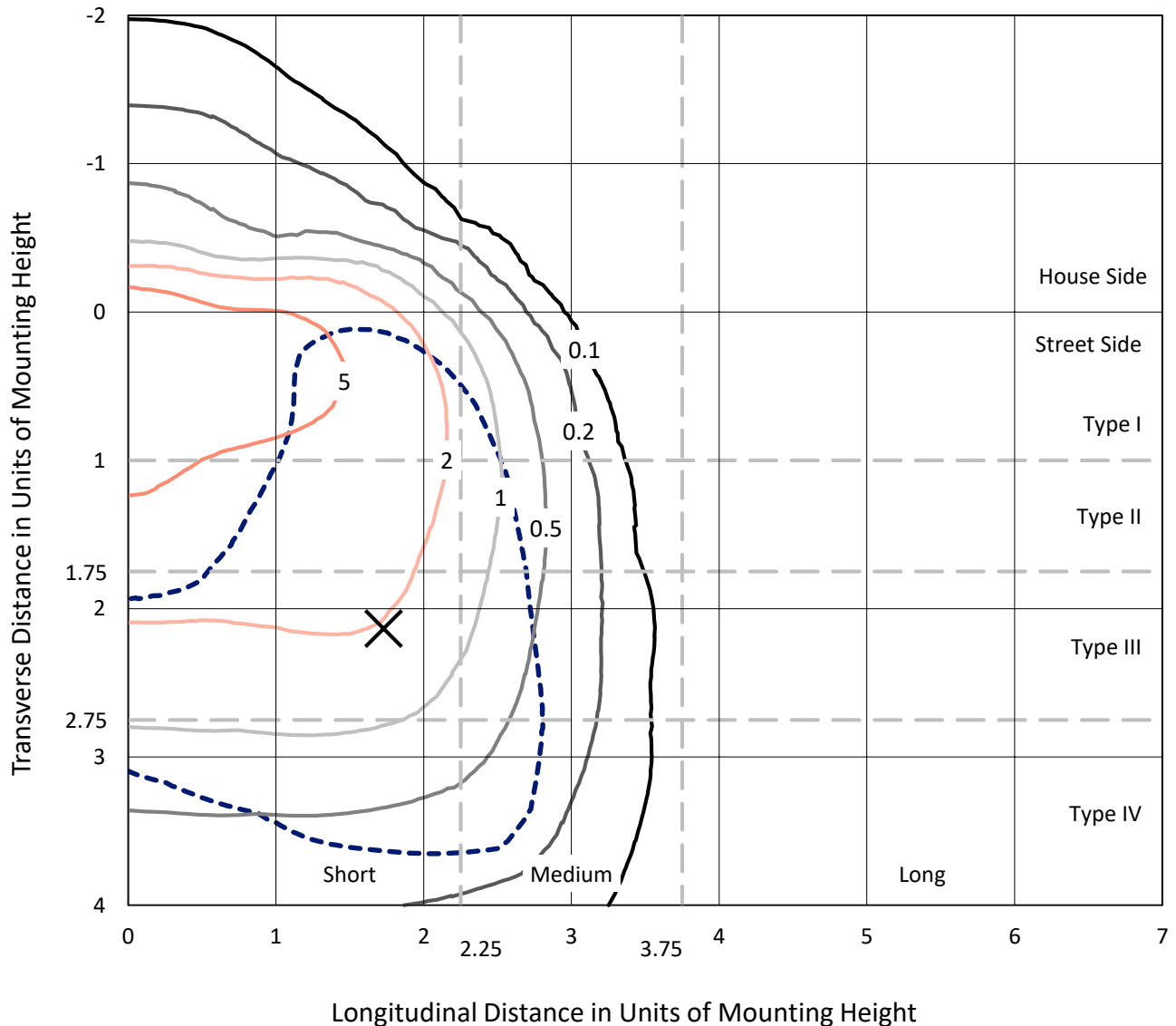


REPORT NUMBER: P270164

CATALOG NUMBER: GWC-AF-01-LED-E1-SL4-7027-1200

Iso-Footcandle Lines of Horizontal Illumination

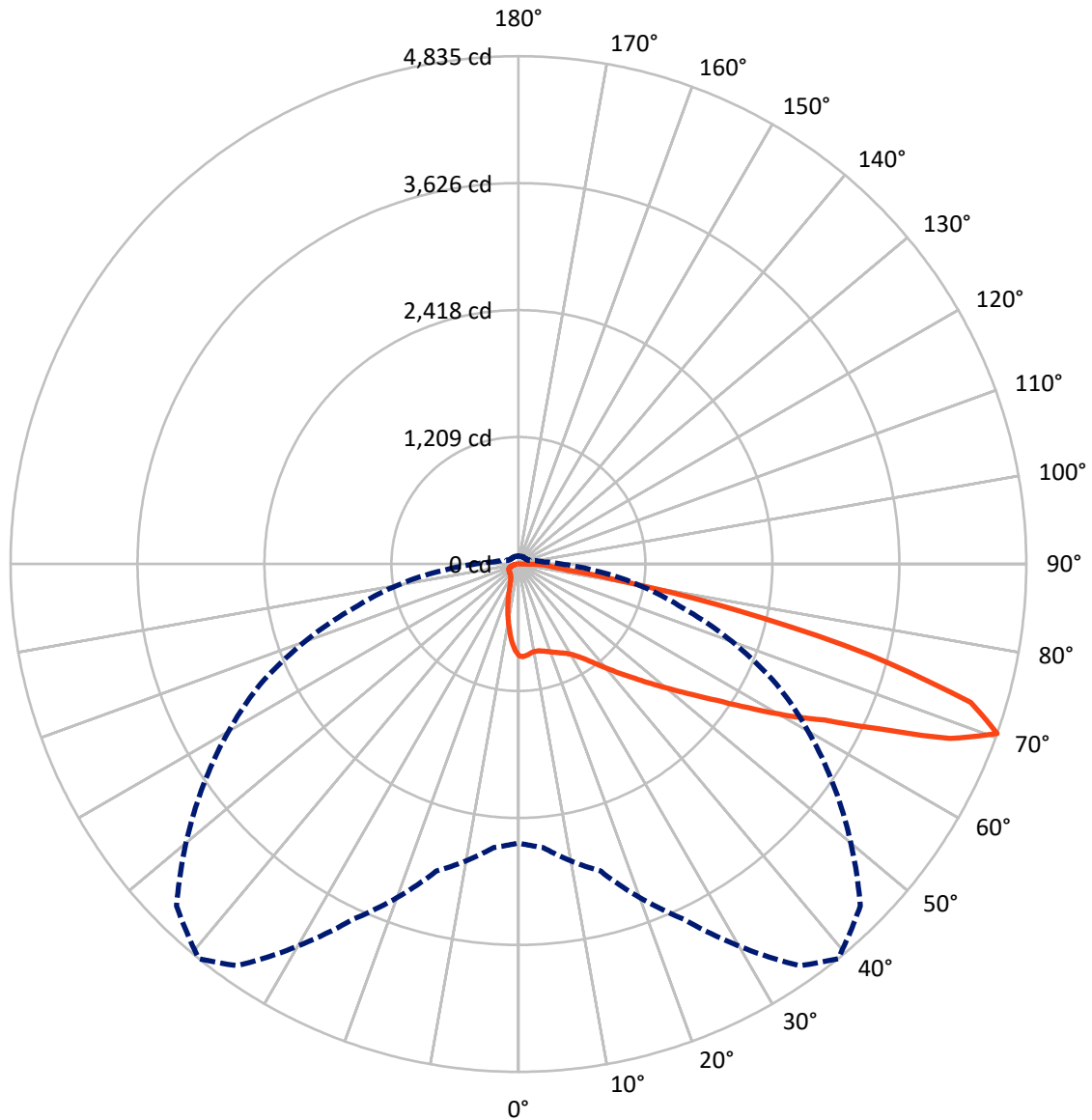
✕ Max cd
 - - - 1/2 Max cd



Based on 10 foot mounting height. Maximum calculated value = 8.7 fc
 Type IV - Short - Semi-Cutoff

REPORT NUMBER: P270164
CATALOG NUMBER: GWC-AF-01-LED-E1-SL4-7027-1200

Luminous Intensity Polar Plot



— Vertical Plane Through 39-Deg Lateral - - - Horizontal Cone Through 70-Deg Vertical

REPORT NUMBER: P270164

CATALOG NUMBER: GWC-AF-01-LED-E1-SL4-7027-1200

FLUX DISTRIBUTION:

		Downward	Upward	Total
House Side	Lumens	654.7	0.0	654.7
	% Fixture	11.4	0.0	11.4
Street Side	Lumens	5101.7	0.0	5101.7
	% Fixture	88.6	0.0	88.6
Total	Lumens	5756.4	0.0	5756.4
	% Fixture	100.0	0.0	100.0

Coefficient of Utilization

ZONAL LUMENS:

Zone	Lumens	% Fixture
0°-10°	75.0	1.3
10°-20°	187.5	3.3
20°-30°	291.9	5.1
30°-40°	454.7	7.9
40°-50°	763.4	13.3
50°-60°	1212.7	21.1
60°-70°	1617.6	28.1
70°-80°	976.8	17.0
80°-90°	176.8	3.1
90°-100°	0.0	0.0
100°-110°	0.0	0.0
110°-120°	0.0	0.0
120°-130°	0.0	0.0
130°-140°	0.0	0.0
140°-150°	0.0	0.0
150°-160°	0.0	0.0
160°-170°	0.0	0.0
170°-180°	0.0	0.0
0°-90°	5756.4	100.0
0°-180°	5756.4	100.0



REPORT NUMBER: P270164

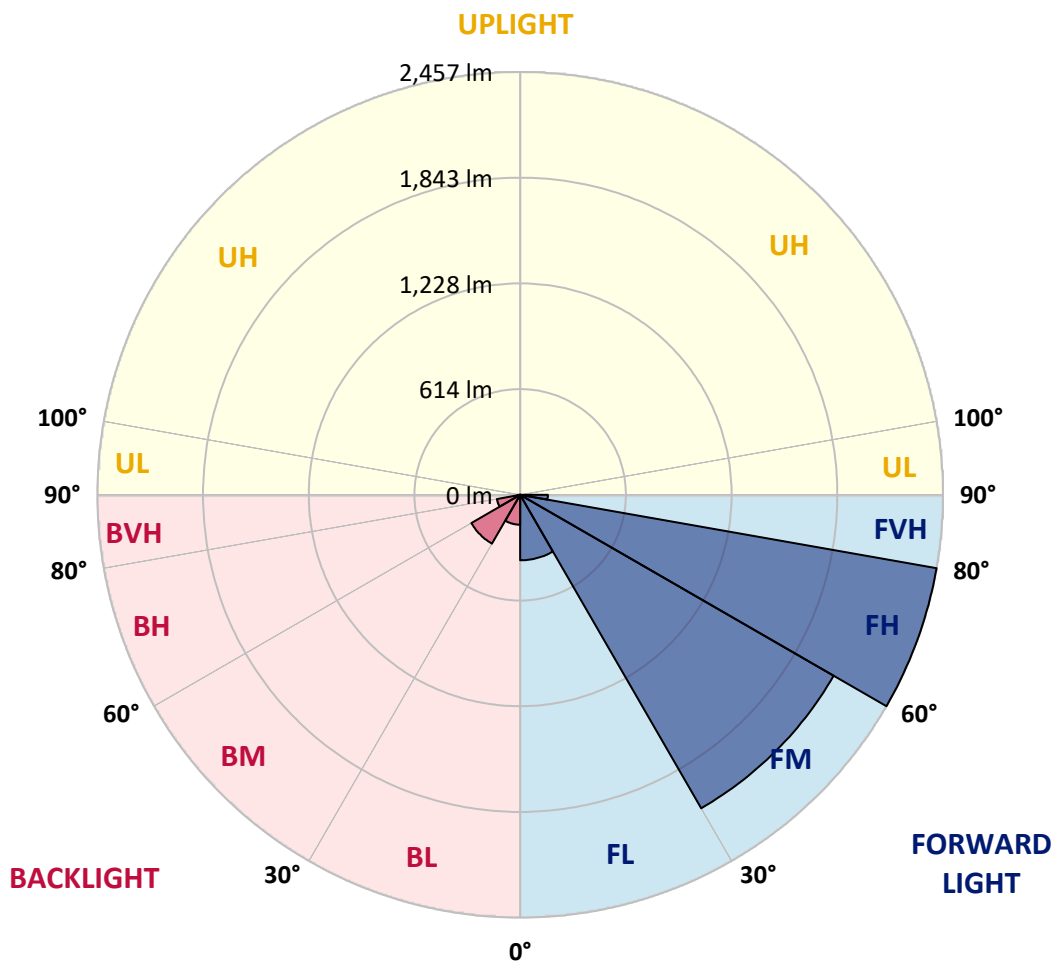
CATALOG NUMBER: GWC-AF-01-LED-E1-SL4-7027-1200

LUMINAIRE CLASSIFICATION SYSTEM LUMEN TABLE AND BUG RATING:

Zone		Lumens	% Fixture	Zone Rating/Lumen Limit		
				B	U	G
FL	(0°-30°)	380.7	6.6			
FM	(30°-60°)	2103.2	36.5			
FH	(60°-80°)	2457.0	42.7			G2/5000
FVH	(80°-90°)	160.9	2.8			G2/225
BL	(0°-30°)	173.7	3.0	B1/500		
BM	(30°-60°)	327.6	5.7	B1/1000		
BH	(60°-80°)	137.5	2.4	B1/500		G1/500
BVH	(80°-90°)	15.9	0.3			G1/100
UL	(90°-100°)	0.0	0.0		U0/0	
UH	(100°-180°)	0.0	0.0		U0/0	

BUG Rating: B1-U0-G2

Type IV Short





REPORT NUMBER: P270164

CATALOG NUMBER: GWC-AF-01-LED-E1-SL4-7027-1200

CANDELA DISTRIBUTION (FULL):

	0°	5°	15°	25°	35°	39°	45°	55°	65°	75°	85°
0°	874.0	874.0	874.0	874.0	874.0	874.0	874.0	874.0	874.0	874.0	874.0
2.5°	890.8	890.6	888.2	886.4	885.0	884.4	885.5	881.2	877.5	872.8	867.8
5°	884.1	883.8	880.1	876.6	873.1	871.9	871.5	863.7	859.0	852.0	842.6
7.5°	876.8	875.4	870.4	864.6	858.4	855.5	852.5	842.3	837.0	830.0	819.2
10°	869.2	867.5	862.8	857.0	851.1	846.7	841.7	831.8	826.3	821.0	808.4
12.5°	861.4	859.9	858.7	856.1	852.0	848.2	844.3	835.9	830.0	823.8	809.3
15°	860.1	859.6	862.3	864.0	861.7	859.3	855.1	847.9	841.7	835.6	816.6
17.5°	869.5	869.2	875.9	880.7	879.5	875.4	869.7	861.7	856.7	851.4	827.7
20°	890.0	891.5	899.7	905.9	899.9	894.2	885.0	873.6	870.9	868.7	839.0
22.5°	928.7	930.1	935.9	938.3	923.1	914.6	902.0	887.3	885.5	887.3	852.9
25°	988.9	987.4	986.6	977.8	950.0	936.8	920.8	905.5	906.4	914.2	872.2
27.5°	1068.9	1060.9	1048.6	1022.4	978.2	963.4	943.8	929.8	935.3	950.5	901.1
30°	1151.6	1142.9	1114.4	1071.5	1014.9	998.8	976.9	961.1	975.7	999.8	939.7
32.5°	1228.3	1227.2	1185.7	1130.2	1065.8	1051.8	1029.8	1012.0	1035.7	1072.3	997.7
35°	1312.1	1314.7	1265.0	1198.5	1134.6	1120.0	1104.2	1090.8	1122.4	1172.7	1081.6
37.5°	1401.5	1406.8	1348.0	1273.1	1213.2	1207.0	1197.6	1191.7	1240.6	1310.3	1199.1
40°	1521.3	1516.0	1434.4	1357.3	1309.4	1309.1	1306.1	1313.2	1394.6	1490.0	1349.9
42.5°	1649.5	1633.9	1526.0	1447.9	1415.1	1425.0	1430.9	1459.6	1579.8	1708.2	1533.5
45°	1787.5	1752.9	1621.1	1543.6	1532.4	1553.4	1573.4	1635.8	1797.9	1956.8	1734.9
47.5°	1897.9	1864.3	1719.4	1643.9	1668.2	1700.1	1738.5	1837.0	2041.9	2213.5	1933.6
50°	1984.8	1962.9	1818.7	1760.9	1817.8	1866.9	1929.6	2065.1	2296.0	2463.4	2117.8
52.5°	2069.2	2052.7	1918.7	1881.1	1993.3	2061.3	2146.4	2309.7	2556.4	2709.3	2272.6
55°	2145.2	2133.6	2026.4	2030.4	2199.9	2288.4	2395.5	2588.3	2840.4	2928.5	2403.7
57.5°	2231.0	2216.1	2149.4	2218.2	2465.5	2580.2	2719.4	2901.5	3106.7	3123.3	2503.4
60°	2317.4	2304.5	2285.7	2434.6	2802.6	2923.2	3055.1	3205.1	3376.8	3274.7	2497.6
62.5°	2392.2	2393.8	2426.9	2662.0	3132.7	3272.3	3433.3	3581.5	3621.2	3301.0	2313.0
65°	2519.2	2542.5	2641.0	2984.1	3597.5	3784.2	3981.7	3958.0	3688.8	3054.9	1917.1
67.5°	2670.3	2710.9	2910.9	3413.1	4184.8	4432.7	4509.1	4043.2	3418.1	2483.3	1366.5
70°	2655.1	2710.9	3027.4	3732.9	4668.9	4835.1	4603.4	3659.2	2714.1	1622.2	725.8
72.5°	2357.7	2437.6	2790.0	3586.4	4516.5	4501.9	3996.4	2728.0	1612.5	651.5	283.5
75°	1797.0	1877.7	2180.9	2833.3	3569.7	3446.7	2835.7	1506.9	611.9	258.7	178.9
77.5°	1033.7	1096.3	1330.5	1737.6	2264.6	2138.5	1578.3	670.2	298.0	180.3	139.5
80°	577.2	611.9	754.1	881.5	1109.8	1017.3	706.2	416.5	222.4	130.9	107.6
82.5°	456.2	487.3	609.9	556.1	507.0	467.7	405.7	370.8	177.7	82.6	64.4
85°	398.6	428.2	516.3	437.8	346.2	317.6	329.6	364.9	138.1	49.8	55.1
87.5°	369.4	408.9	460.1	337.5	269.5	238.8	304.0	400.0	44.5	31.0	22.3
90°	0.0	0.0	0.0	0.0	0.0	0.0	0.0	0.0	0.0	0.0	0.0



REPORT NUMBER: P270164

CATALOG NUMBER: GWC-AF-01-LED-E1-SL4-7027-1200

CANDELA DISTRIBUTION (continued):

	90°	95°	105°	115°	125°	135°	145°	155°	165°	175°	180°
0°	874.0	874.0	874.0	874.0	874.0	874.0	874.0	874.0	874.0	874.0	874.0
2.5°	863.5	858.7	851.1	844.3	833.7	828.2	822.0	817.6	814.3	811.3	816.0
5°	836.7	828.0	811.9	794.6	774.1	758.0	744.5	731.9	723.1	717.3	721.3
7.5°	811.6	797.2	772.1	740.7	705.6	675.7	651.2	629.5	614.6	605.0	608.7
10°	797.2	779.4	740.5	691.2	639.5	592.9	554.3	520.9	497.8	484.6	486.7
12.5°	793.7	770.6	716.8	649.1	578.2	513.7	459.3	413.0	380.4	363.5	364.1
15°	796.3	766.9	694.5	608.7	519.2	437.6	369.7	313.5	275.7	256.3	256.0
17.5°	800.7	763.9	671.2	565.2	459.3	364.4	288.5	233.6	200.2	184.7	183.6
20°	805.4	759.2	644.8	518.1	396.8	296.5	226.0	183.0	161.9	153.4	152.8
22.5°	812.2	755.0	617.6	468.2	335.6	241.5	185.9	156.8	145.7	141.4	140.8
25°	822.9	753.0	588.6	416.5	280.7	201.9	161.9	144.0	137.5	134.7	134.3
27.5°	841.2	756.0	561.4	366.1	235.9	175.3	148.4	137.5	132.9	130.3	130.0
30°	864.6	765.0	532.6	318.4	201.1	157.2	140.1	133.2	129.4	126.8	126.8
32.5°	903.4	780.3	502.5	277.1	176.2	144.5	134.0	129.4	126.1	124.1	123.7
35°	960.8	809.0	474.5	242.9	158.3	135.6	128.7	125.3	122.9	121.7	121.7
37.5°	1044.2	854.3	449.5	218.4	147.5	129.4	123.7	121.2	119.7	119.7	119.7
40°	1156.4	916.9	429.3	201.9	141.4	125.0	120.1	117.9	117.0	117.4	117.4
42.5°	1294.7	998.2	415.8	190.5	138.3	122.3	117.4	115.6	114.8	114.4	114.8
45°	1452.5	1090.8	414.4	182.0	135.6	120.6	115.6	113.8	112.1	110.9	110.9
47.5°	1605.9	1184.8	426.4	179.1	132.3	118.5	114.2	112.4	109.8	107.1	107.1
50°	1741.4	1264.6	442.5	180.3	131.2	115.6	111.7	110.9	106.8	103.9	103.7
52.5°	1849.2	1326.1	455.7	183.9	132.3	113.5	108.9	109.1	104.8	101.6	101.2
55°	1935.4	1366.5	452.1	187.2	134.9	112.4	106.2	106.8	103.3	100.2	100.2
57.5°	1973.1	1351.5	413.2	184.4	137.0	112.6	104.3	106.4	103.7	100.7	100.7
60°	1892.1	1219.0	340.4	171.4	134.3	111.7	103.3	107.6	107.3	104.6	104.3
62.5°	1646.9	981.6	264.0	152.5	125.3	107.3	101.0	107.3	110.6	109.8	109.5
65°	1269.3	699.2	201.7	132.1	112.9	100.2	94.9	100.7	105.1	106.2	105.9
67.5°	823.8	428.5	155.3	112.6	99.3	91.5	87.0	89.6	90.4	90.4	89.8
70°	405.0	230.7	123.7	94.9	85.2	82.6	79.9	78.4	77.0	75.7	75.7
72.5°	200.0	150.7	101.9	80.2	73.4	72.4	71.8	70.0	68.8	67.4	66.7
75°	147.9	122.6	86.6	67.6	63.2	62.1	63.2	61.8	61.4	60.2	59.6
77.5°	121.5	104.6	74.6	57.9	54.2	52.1	53.9	54.2	54.4	52.7	52.1
80°	98.6	88.5	62.3	48.0	44.5	42.9	44.1	46.5	47.2	44.5	43.3
82.5°	71.1	72.4	50.3	37.5	34.6	33.3	35.8	38.6	39.3	35.5	34.6
85°	59.6	60.2	38.6	26.6	23.7	22.0	25.7	28.7	30.7	26.9	26.1
87.5°	24.9	35.5	22.3	14.9	13.1	11.4	13.7	15.2	18.4	17.0	16.7
90°	0.0	0.0	0.0	0.0	0.0	0.0	0.0	0.0	0.0	0.0	0.0

(END OF REPORT)